

TOKYO MARATHON 2020

Guide to Events and Attractions

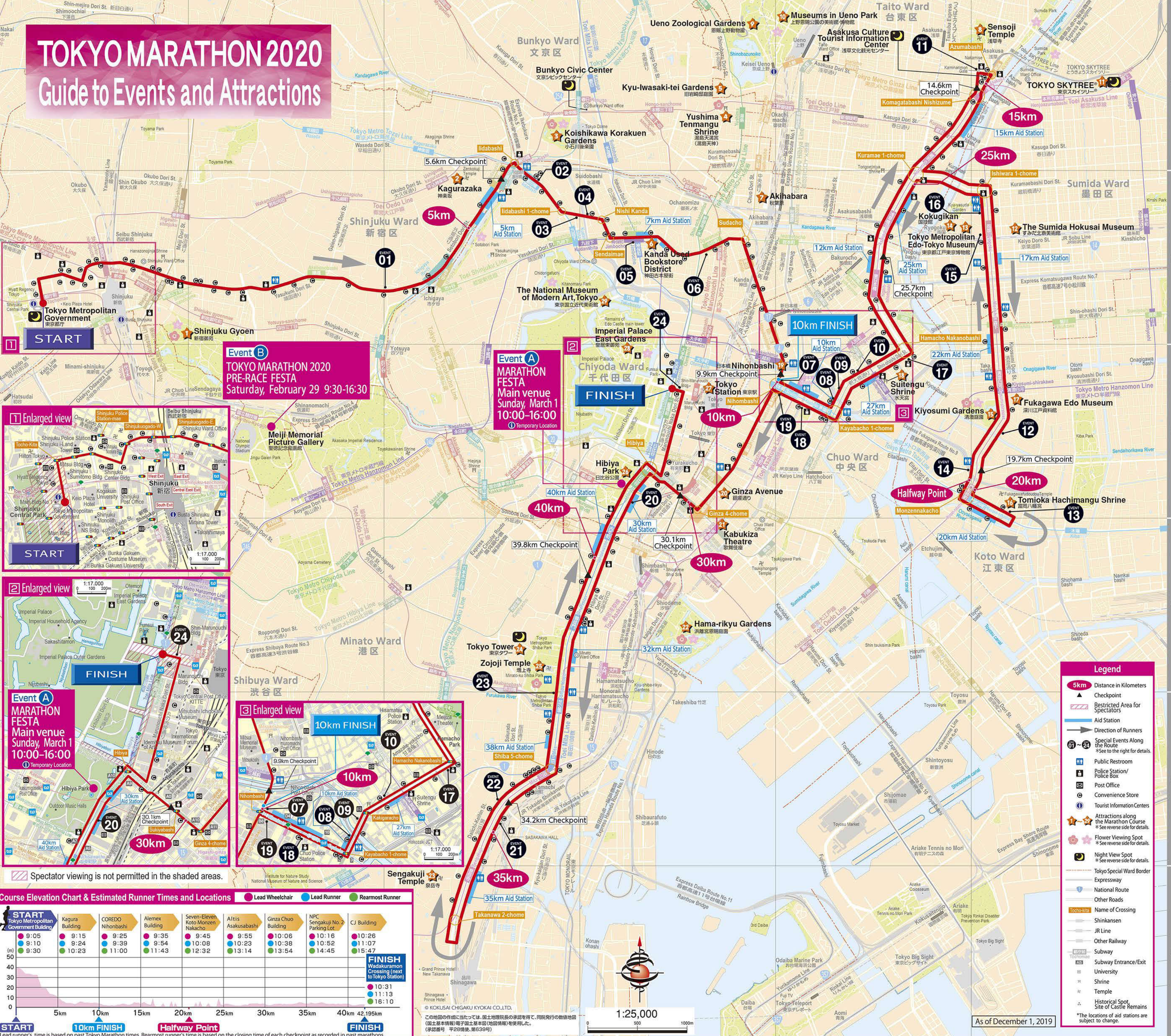
マラソン祭り MARATHON FESTA

Special Events Along the Route

Sunday, March 1

A variety of groups will boost excitement by giving music, dance, traditional Japanese folk entertainment, and other types of performances along the route.

- EVENT 01 Map C-2 Ministry of Defense
- EVENT 02 Map C-2 Tokyo Kusei Kaikan Building
- EVENT 03 Map C-2 Sumitomo Fudosan Kudan Building
- EVENT 04 Map D-2 Chiyoda First Building West Pavilion
- EVENT 05 Map D-2 Iwanami Jimbocho Building
- EVENT 06 Map D-2 NBF Ogawamachi Building
- EVENT 07 Map E-3 COREDO Nihonbashi
- EVENT 08 Map E-3 Chuo-ku Kayababashi-Minami Children's Playground
- EVENT 09 Map E-3 Pentel Building
- EVENT 10 Map E-3 Legare Nihonbashi Ningyocho Building
- EVENT 11 Map F-1 Asakusa Kaminarimon
- EVENT 12 Map F-3 Koto-ku Fukagawa Fureai Center
- EVENT 13 Map F-3 Tomioka Hachiman Shrine
- EVENT 14 Map E-3 Koto-ku Aburahorigawa Park
- EVENT 15 Map F-2 Tokyo Metropolitan Edo-Tokyo Museum
- EVENT 16 Map F-2 Dai-Ichi Hotel Ryogoku
- EVENT 17 Map E-3 Tornare Nihombashi Hamacho Building
- EVENT 18 Map E-3 Metropolitan Expressway Kabutocho Parking Lot
- EVENT 19 Map E-3 Tokyo Nihombashi Tower
- EVENT 20 Map D-3 Hibiya U-1 Building
- EVENT 21 Map C-5 SASAKAWA HALL
- EVENT 22 Map C-5 Sumitomo Fudosan Mita Twin Building West Pavilion
- EVENT 23 Map C-5 Minato-ku Shiba Park
- EVENT 24 Map D-3 Tokyo Station and Gyoko-dori Avenue (Finish)

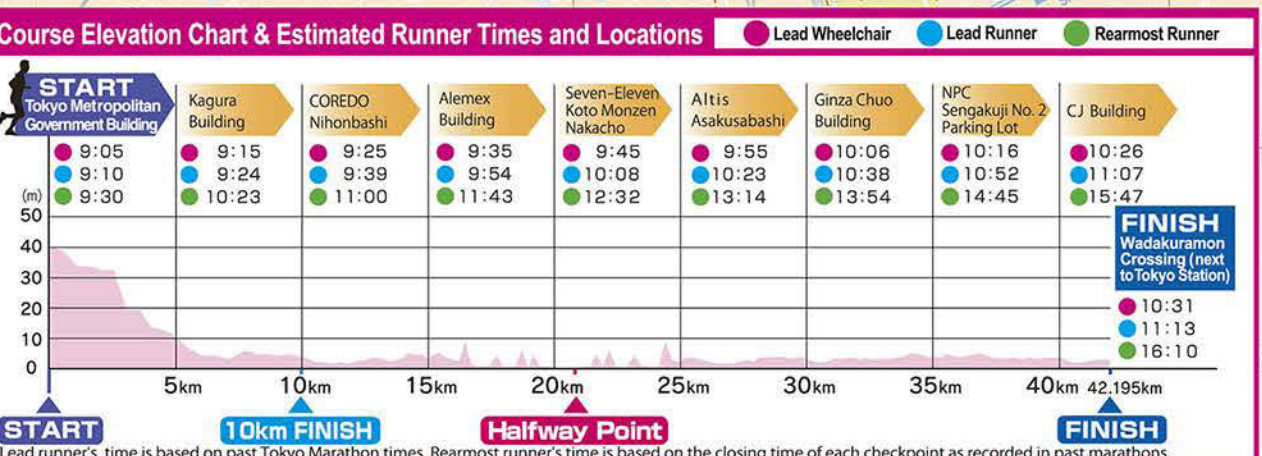


Event B
TOKYO MARATHON 2020 PRE-RACE FESTA
 Saturday, February 29 9:30-16:30

Enlarged view
 START

Enlarged view
Event A
MARATHON FESTA Main venue
 Sunday, March 1 10:00-16:00

Enlarged view
 10km FINISH



Legend

- 5km Distance in Kilometers
- Checkpoint
- Restricted Area for Spectators
- Aid Station
- Direction of Runners
- Special Events Along the Route
- Public Restroom
- Police Station/Police Box
- Post Office
- Convenience Store
- Tourist Information Centers
- Attractions along the Marathon Course
- Flower Viewing Spot
- Night View Spot
- Tokyo Special Ward Border
- Expressway
- National Route
- Other Roads
- Name of Crossing
- Shinkansen
- JR Line
- Other Railway
- Subway
- Subway Entrance/Exit
- University
- Shrine
- Temple
- Historical Spot, Site of Castle Remains

Event A MARATHON FESTA Main venue
Venue: Hibiya Park Map D-3 10:00~16:00
 Please enjoy a number of attractions such as stage events, food courts and PR booths.

*The above program may be subject to change or cancellation due to the weather or other factors, and there will be major traffic restrictions along the route on race day. We appreciate your understanding and cooperation.
 *For details, please visit the official website.
<http://www.tokyo42195festa.jp/> (JPN)

TOKYO MARATHON WEEK 2020

Sat, Feb. 1 - Wed, Mar. 4

For more information

Twitter: @Tokyo42195_week
Instagram: @tokyomarathonweek

TOKYO MARATHON EXPO 2020

Thu, Feb. 27 - Sat, Feb. 29

For more information and restricted admission

A trade show where you will be able to check the latest running gear and apparel, and watch many demonstrations.

TOKYO MARATHON 2020 PRE-RACE FESTA

Sat, Feb. 29

Let's go cheer on the event participants!

Map/See reverse side

Event Area / Meiji Memorial Picture Gallery

TOKYO MARATHON FRIENDSHIP RUN 2020

9:30 START Events welcoming runners and visitors from abroad.

TOKYO MARATHON FAMILY RUN 2020

10:40 START Guardians and kids pair up to experience the joy of running.

TOKYO MARATHON 1MILES 2020

A new event using the warm-up track of the National Stadium.

Ticket Guides

Convenient One-Day Transit Passes Help You Get Around the City for Less

Tokyo Free Kippu (Tokyo One-Day Free Ticket)

One-day, unlimited travel on the Toei Streetcar (Toei) Arakawa Line, Toei bus and subway lines, the Nippori-Toneri Line, Tokyo Metro subway lines, and JR lines within the 23 special wards of Tokyo.

Adult: 1,600 yen Child: 800 yen

* Available at Toei Subway, Nippori-Toneri Line, Tokyo Metro ticket vending machines, and major JR stations in Tokyo.

Toei and Tokyo Metro Subway Lines Combined One-Day Economy Pass

One-day, unlimited travel on the Toei and Tokyo Metro subway lines. This pass allows you to get on and off the subway as many times as you like for a full day.

Adult: 900 yen Child: 450 yen

* Advanced sale tickets are available at Toei and Tokyo Metro Subway ticket offices. Tickets for same-day use are available at Toei and Tokyo Metro Subway automatic ticket vending machines.

Toei Marugoto Kippu (Toei One-Day Economy Pass)

One-day, unlimited use of the Toei Streetcar (Toei) Arakawa Line, Toei bus and subway lines, and the Nippori-Toneri Line.

Adult: 700 yen Child: 350 yen

* Advanced sale tickets are available at Toei Subway ticket offices. Tickets for same-day use are available at Toei Subway automatic ticket vending machines.

Tokyo Metro 24-hour Ticket

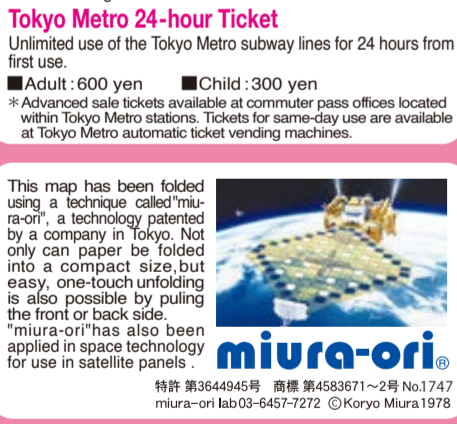
Unlimited use of the Tokyo Metro subway lines for 24 hours from first use.

Adult: 600 yen Child: 300 yen

* Advanced sale tickets available at commuter pass offices located within Tokyo Metro stations. Tickets for same-day use are available at Tokyo Metro automatic ticket vending machines.

This map has been folded using a technique called "miura-ori," a technology patented by a company in Tokyo. Not only can paper be folded into a compact size but easy, one-touch unfolding is also possible by pulling the front or back side. "miura-ori" has also been applied in space technology for use in satellite panels.

特許 第364945号 商標 第4583671号 No.1747
miura-ori lab 03-6457-7272 ©Korayo Miura 1978



Attractions along the Marathon Course

Points In and Around Shinjuku

1 Shinjuku Gyoen

A prominent garden of the Meiji era, Shinjuku Gyoen is a modern western-style garden that brings together a landscape garden, formal garden, and Japanese traditional garden. At this oasis located in the center of the city, visitors can appreciate nature and the changing of the seasons. Alcohol, pets, and bicycle are prohibited. Use of sports equipment is also prohibited (except for Kid's Square). Closed Mondays. (If Monday is a holiday, closed the following weekday.)

Subway: Shinjuku-gyoenmae / Shinjuku-sanchohme / Kokuritsu-kyogyo
JR: Sendagaya / Shinjuku (South Exit)
Admission charge: 500 yen 03-3350-0151

Points In and Around Kanda

2 Kagurazaka

Take any one of the side streets leading away from the busy main thoroughfare and you will find elegant, traditional Japanese restaurants and narrow alleys with shops and restaurants that have a different flair from those on the main road. You will also find Zenkokuji Temple where a famous statue of Bishamon, one of the Japanese Seven Gods of Good Fortune, is enshrined.

Subway: Iidabashi / Kagurazaka / Ushigome-kagurazaka
JR: Iidabashi

Sotobori Park

Subway: Ichigaya / Iidabashi
JR: Ichigaya / Iidabashi

Points In and Around Kanda

3 Koishikawa Korakuen Gardens

Built in the Edo period by the Mito branch of the Tokugawa clan, the garden is the "top of the best examples of the Japanese feudal lord garden style with a decorative pond at the center of the garden. The landscape, which replicates various famous places and picturesque scenery in China and Japan, is artfully executed.

Subway: Iidabashi / Korakuen
JR: Iidabashi / Suidobashi
Admission charge: 300 yen 03-3811-3015

Points In and Around Kanda

4 Yushima Tenmangu Shrine

The spirit of Lord Sugawara Michizane, considered to be the "god of scholars," is enshrined here. In honor of Lord Michizane's affection for plum trees, around 500 of the trees are planted on the grounds.

Subway: Yushima / Ueno-hirokoji / Ueno-okachimachi / Hongo-sanchohme
JR: Okachimachi
Admission charge: 400 yen 03-3836-0753

Points In and Around Kanda

5 Kyu-Iwasaki-tei Gardens

The western-style residence and billiard house were both designed by British architect Josiah Conder. These historic buildings, in addition to the Japanese Shoin-style residence, all built in the Meiji era, still stand today and have been designated as important cultural assets.

Subway: Yushima / Ueno-hirokoji / Ueno-okachimachi
JR: Okachimachi
Admission charge: 400 yen 03-3823-8340

Points In and Around Kanda

6 Kanda Used Bookstore District

Because many schools were established here since the Meiji era, and there are still about 180 second-hand bookstores around Kanda Jimbocho area carrying over 10 million books in a wide range of genres, ranging from Japanese literature to foreign books and specialized books.

Subway: Kudanshita / Jimbocho / Ogawamachi
JR: Ochanomizu / Suidobashi

Points In and Around Ueno, Asakusa

7 Akihabara

Japan's largest "Electric Town," Akihabara, is where to find the most advanced electronics and appliances. The area is also gaining attention both within Japan and abroad as a mecca of anime related culture and goods.

Subway: Akihabara / Sushirohko
JR: Akihabara

Points In and Around Ueno, Asakusa

8 Sensoji Temple

Tokyo's oldest temple, Sensoji is famous for its impressive main gate, the Kaminarimon, from which a large paper lantern hangs. The approach to the temple or raikouji is lined with approx. 90 shops that sell souvenirs creating a lively atmosphere year round.

Subway: Asakusa / Tobu Asakusa / Takuiwa Express: Asakusa
03-3842-0181

Sumida Park Area

Subway: Asakusa Hori-juzumabashi / Tobu Asakusa

Points In and Around Ryogoku

9 TOKYO SKYTREE®

With a height of 634m, Tokyo Skytree is one of the world's tallest tower. The observation decks located 350m and 450m above ground offer panoramic views of the entire Kanto region. The views are especially beautiful on a cold winter day when the air is clear.

Tobu: Oshage (SKYTREE) / TOKYO SKYTREE
Subway: Oshage (SKYTREE)
Kansai: Oshage (SKYTREE)
TEMBU DECK (Floor 350)
Same-day ticket / Weekday charge: 2,100 yen (adult) / Holiday charge: 2,300 yen (adult) / 0570-55-0634

Night View Spot

Points In and Around Ryogoku

10 The Sumida Hokusai Museum

The museum displays works of ukiyo-e artist Hokusai, who was born and spent most of his life in Sumida. The exhibits also show how Hokusai lived his life, places in Sumida that are associated with the painter, and how his works influenced artists in Japan and abroad.

Subway: Ryogoku
JR: Ryogoku
Admission charge: 400 yen (Permanent exhibit). Special exhibitions require a separate admission fee. 03-6658-8936

Points In and Around Ryogoku

11 Kiyosumi Gardens

Kiyosumi Gardens was established in the late 19th century by Yaburo Iwasaki, the founder of the Mitsubishi conglomerate. It is a *Kiyo-shiki* (Iwasaki-style) garden with hills and ponds, and known for its landscape rocks including beautiful and oddly shaped ones.

Subway: Kiyosumi-shirikawa
Admission charge: 150 yen 03-3641-5892

Points In and Around Ryogoku

12 Tomioka Hachimangu Shrine

Also known as Fukagawa Hachiman, the shrine is famous for its Fukagawa Hachiman Festival, one of Tokyo's three major festivals that date back to the Edo period. On the grounds of the shrine, there are monuments related to the area, including one that honors yozozuna sumo grand champions to date.

Subway: Monzen-nakacho
03-3642-1315

Points In and Around Ginza

18 Suitengu Shrine

A visit to Suitengu Shrine is said to be beneficial to those hoping to conceive or praying for the safe delivery of their child. In 2018, the shrine celebrated the 20th anniversary of its establishment in Edo (the former name of Tokyo). The shrine is bustling with visitors on *inu-no-hi* days, which are said to be auspicious for expectant mothers to pay a visit to a shrine.

Subway: Suitengumae

Points In and Around Ginza

19 Nihonbashi

The bridge, which was said to be the starting point for the five major highways of the Edo period. The Road Origin Marker of Japan (Kilometer 0) is embedded in the center of the bridge. In the nearby surrounding area, you will find long-established department stores and various commercial facilities.

Subway: Nihonbashi / Mitsukoshimae
JR: Shin-nihonbashi

Points In and Around Ginza

20 Ginza Avenue

The world-famous Ginza area is Japan's most prominent shopping district boasting streets lined with famous brand name boutiques. On opposite corners of the Ginza Yonchoe crossing, you will find the Ginza landmark, *Mitsukoshi*, with its iconic clock tower, and *Wakoji* Department Store.

Subway: Ginza / Yurakucho / Higashi-ginza / Hibuya
JR: Yurakucho

Points In and Around Ginza

21 Kabukiza Theatre

The world's only theatre used exclusively for Kabuki was established about 150 years ago. The current building is the fifth reincarnation of the theatre. Performances staged at the theatre since the Meiji era do not stop with classical theatre, but also include plays that incorporate the feeling of modern times.

Subway: Higashi-ginza / Ginza
03-3545-6800

Points In and Around Shiba

22 Hama-rikyu Gardens

Once belonged to the Tokugawa Shogunate, the garden is a representative garden of the Edo period. Visitors can enjoy changes in the scenery as the water level of the garden pond rises and falls with the ebbs and flows of the tide in Tokyo Bay.

Subway: Shiodome / Tsukijishijo / Shimbashi
JR: Shimbashi / Hamamatscho / Yurikamome / Shiodome
Admission charge: 300 yen 03-3541-0200

Points In and Around Marunouchi

23 Sengakuji Temple

One of the three great temples of the Soto sect in the Edo period. On the grounds of the temple, a statue of Oishi Kuranosuke, leader of a group of 47 samurai warriors, stands near the site where the group is believed to have killed Kira Yoshinaka to avenge the death of their leader Lord Asano in the 18th century. This story is very popular among the Japanese people and is the loyalty demonstrated by the group is legendary.

Subway: Sengakuji
JR: Sengakuji
Keiyo: Sengakuji
03-3441-5560

Points In and Around Marunouchi

24 Tokyo Tower

From Tokyo Tower, which celebrates its 60th anniversary in 2018, visitors can see a 360-degree view of what is going on in Tokyo. Do not miss the magnificent view from the tower at night, as well as the view of brightly illuminated Tokyo tower itself.

Subway: Akabanebashi / Oanarim / Kamiyacho / Daimon
JR: Hamamatscho
Main Deck: 1200 yen
03-3433-5111

Night View Spot

Points In and Around Marunouchi

25 Shiba Park

Subway: Shibaoko / Oanarim / Daimon / Akabanebashi

Points In and Around Marunouchi

26 Hibiya Park

Opened in 1903 as Japan's first Western-style park. With large and small outdoor music halls and a public hall, it has been loved as a place for the cultural lives of citizens. People can relax in this green oasis in Tokyo's business district.

Subway: Kasumigaseki / Hibiya
JR: Yurakucho

Points In and Around Marunouchi

27 Tokyo Station

The red brick station building is designated as an important cultural property. In December 2017, work on the plaza in front of the Marunouchi side of Tokyo Station was completed, and the space was fully opened. Nearby, you will find Marunouchi Naka-dori, a street lined with boutiques selling upscale brands.

Subway: Tokyo
JR: Tokyo

Points In and Around Marunouchi

28 Imperial Palace East Gardens

A national park preserving historic properties, the garden features the remains of Edo Castle, and offers different attractive views for each season. Visitors can enjoy viewing the stone walls at the remains of the main palace grounds strolling through the Musashino grove of trees.

Subway: Ottemachi / Nijubashimae / Takebashi
JR: Tokyo
03-3213-1111

Points In and Around Marunouchi

29 Chidorigafuchi Area

Subway: Kudanshita / Hanzomon / Takebashi

Points In and Around Marunouchi

30 The National Museum of Modern Art, Tokyo

Japan's first national museum. The diverse collection housed at the National Museum of Modern Art, Tokyo includes paintings, sculptures, prints, watercolor paintings, sketches, and photographs, totaling over 13,000 pieces. By viewing the collection, you will be able to see the progression of Japanese modern art from the Meiji era through to the present day.

Subway: Takahashi
Admission charge: 500 yen
Special exhibitions require a separate admission fee
03-5777-8600 (Hello Dai)

Guide for Spectators

Let's cheer on the runners! Plan your schedule using these estimated times of passage and train info.

Example 1

Cheer on the lead group!

Give your support to the lead runners at three points—the start, halfway point, and finish.

A Shinjuku
Near the Tokyo Metropolitan Government Building
Start: 9:10

D Monzen-nakacho (Etai Dori St.)
Near the 21km mark (Halfway point)
Estimated time: 10:11

F Tokyo Station/Gyoko-Dori Ave.
Near the Finish Line
Estimated finish time: 11:13

Example 2

Cheer on friends or family members!

This example shows how you can support friends or family members at five different points along the route.

A Shinjuku
Near the Tokyo Metropolitan Government Building
Start: 9:10

B Nihonbashi
(Near the 10km point)
Estimated time: 10:06

C Asakusa
Near the Kaminarimon Gate (Near the 15km point)
Estimated time: 10:35

E Near the Ginza
(Near the 30km point)
Estimated time: 12:00

F Tokyo Station/Gyoko-Dori Ave.
Near the Finish Line
Estimated finish time: 13:10

Course Map

Tokyo Metro Tozai Line
Nishi-shinjuku > Ottemachi / Monzen-nakacho
Fare: 200 yen / Total Travel Time: 50 min.
Travel Time on Train(s): 28 min. Transfers/Walking: 22 min.

Tokyo Metro Tozai Line
Monzen-nakacho > Ottemachi
Fare: 170 yen / Total Travel Time: 30 min.
Travel Time on Train(s): 5 min. Transfers/Walking: 25 min.

Tokyo Metro Marunouchi Line / Ginza Line
Nishi-shinjuku > Akasaka-mitsuke / Nihombashi
Fare: 200 yen / Total Travel Time: 42 min.
Travel Time on Train(s): 24 min.
Transfers/Walking: 18 min.

Toei Asakusa Line
Nihombashi > Asakusa
Fare: 180 yen / Total Travel Time: 23 min.
Travel Time on Train(s): 8 min.
Transfers/Walking: 15 min.

Tokyo Metro Ginza Line
Asakusa > Ginza
Fare: 200 yen / Total Travel Time: 30 min.
Travel Time on Train(s): 17 min.
Transfers/Walking: 13 min.

Tokyo Metro Marunouchi Line
Ginza > Tokyo
Fare: 170 yen / Total Travel Time: 15 min.
Travel Time on Train(s): 2 min.
Transfers/Walking: 13 min.

1 Prepared based on past Tokyo Marathon times. 2 Estimated times are based on that of a runner who finishes the marathon in approximately four hours. Please adjust your schedule to match the estimated time of the runner you are supporting. 3 Fares are different when using an IC card.

(Attention) Please note that the transit times provided above are for reference only. Due to crowded conditions, restrictions, or other factors, the actual time required to travel between any two points may exceed the estimates shown above. Please be aware that the runner may move through the course at a faster than expected pace. *Start area and finish area are restricted. Please check Tokyo Marathon official website for more information.

TOKYO MARATHON 2020

Guide to Events and Attractions

Sun, March

Member and Non-member

TOKYO MARATHON WEEK 2020

03-3642-1315

Enjoy a bird's-eye view of Tokyo from these observation decks.

Admission Free

Night View Spot

Tokyo Metropolitan Government Building
TEL: 03-5320-7890

Subway: Tochohmae / Nishi-shinjuku / Shinjuku
JR: Private railway: Shinjuku

Bunkyo Civic Center
TEL: 03-5803-1162

Subway: Korakuen / Kasuga
JR: Suidobashi

Asakusa Culture Tourist Information Center
TEL: 03-3842-5566

Subway: Asakusa Tobu: Asakusa

Tokyo Tourist Information Centers

The Tokyo Metropolitan Government has operated Tourist Information Centers in five locations in Tokyo, providing sightseeing information to travelers visiting Tokyo from within Japan and abroad. Please feel free to visit them for any travel inquiries.

Tokyo Metropolitan Government
Tokyo Metropolitan Main Building No.1, 1F
2-8-1 Nishi-Shinjuku, Shinjuku-ku
9:30~18:30 (Opens at 11:00 on March 1)
Closed December 29/January 3/TEL: 03-5321-3077

Keisei Ueno
In front of the ticket gate at Keisei Ueno Station
1-60 Uenokoen, Tai-to-ku
8:00~18:30 Open year round
TEL: 03-3836-3471

Haneda Airport
Haneda Airport International Terminal, 2F
2-6-5 Hanedakou, Ota-ku
Open 24 hours a day, year round
TEL: 03-6428-0653

Busta Shinjuku
Shinjuku Expy. Bus Terminal, 3F
5-24-55 Sendagaya, Shibuya-ku
6:30~23:00 Open year round
TEL: 03-6274-8192

TAMA ecute Tachikawa, 3F
3-1-1 Shibasaki-cho, Tachikawa-shi
Monday-Saturday 10:00~21:30
Sunday and holidays 10:00~21:00
Open year round
TEL: 042-527-8611

(Temporary) locations for the Tokyo Marathon

TOKYO MARATHON EXPO 2020 venue
Thursday, February 27 - Saturday, February 29

MARATHON FESTA Main venue
(Hibiya Park) Sunday, March 1

Tokyo Tourist Information Desks
By providing brochures, information on local tourist facilities and transportation access, these information desks help you enjoy sightseeing in Tokyo more smoothly and comfortably.

For more information